


SWF/KX-1501



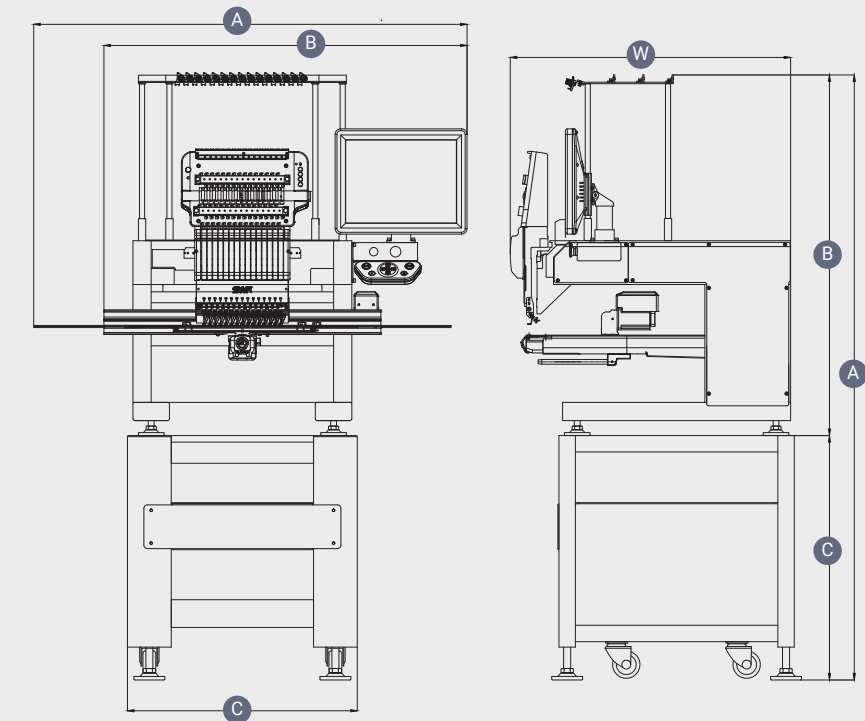
Optional Devices



Machine Specifications

Max Speed	Normal	1,200 spm
	Cap	1,000 spm
Embroidery Field	Tubular	520 x 360 (mm)
	Cap	360 x 75 (mm)
	Border	520 x 360 (mm)
Memory Capacity	40,000,000 Stitches	
Power Supply	100~240V , 50Hz / 60Hz	
Power Consumption	120W	

Demensions



- Length
 - A. 1,200mm
 - B. 1,000mm
 - C. 630mm
- Width
 - W. 770mm
- Height
 - A. 1,700mm
 - B. 1,000mm
 - C. 700mm
- Weight
 - Machine: 100Kg
 - Stand: 40kg

* Machine specifications are subject to change without prior notice.

SWF KX Single Head Series

Smart Single-Head Automatic Embroidery Machine



#39, SAEBEOL-RO, BUPYEONG-GU, INCHEON, REPUBLIC OF KOREA
T.82.32.580.5600 F. 82.32.584.3015
Sales. sales@sunstar.co.kr Service. swfservice@sunstar.co.kr
Parts. swfcsparts@sunstar.co.kr www.swfkorea.co.kr




New Technology

SWF

Smart Tension System (Factory Option)

Smart Tension System (STS) automatically adjusts the thread tension by analyzing the stitch type and machine speed.

Produce consistently high-quality embroidery with STS and reduce lost productivity in manual adjustment of thread tensions.




Smart Action Presser Foot

Smart Action Presser Foot (SAP) adjusts the height of the presser foot automatically by way of an independent presser foot motor.

Regardless of the thickness of the fabric, the best quality embroidery can be completed easily with SAP.

Adjust the minimum height of the presser foot by setting preferences on the operation panel.



Slim Cylinder Arm

Redesign of the cylinder arm improves the quality of embroidering on products

Reduction of the cylinder bed circumference to 170mm

Reducing working space between the needle plate and cap frame.




Picker On / Off (Factory Option)

We offer Picker on/off both two versions. You can get below meaningful result when selecting Picker off version.

Do not need to replace picker when it bent or snapped.

Easy to change bobbin and bobbin case.



Key Features

SWF

15 inch Full Touch LCD

15-inch touch screen Operation Panel, allows the user to easily view settings and embroidery status.

It offers many other advanced features including Free-Hand Stitch Function, Smart Embroidery System (SES), design selection per a needle, etc.



Easy Change Cap System (Factory Option)

The Cap Frame has been re-designed and is lighter and stronger. Switching between cap frame and tubular frames is quick and easy (using thumb screws) - no tools required.

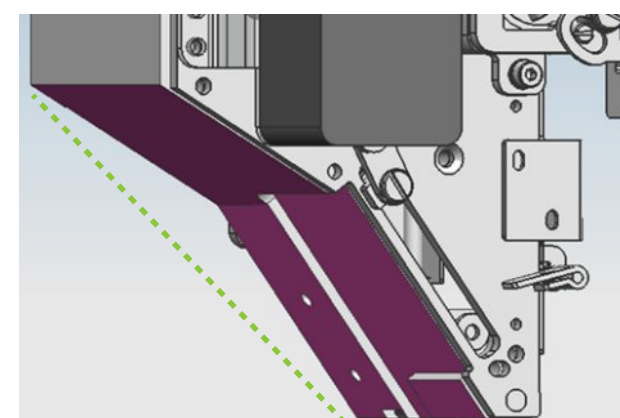
This allows the users to efficiently manage their working hours and improve productivity by operating machine in high-speed.



Arm Angle Improve

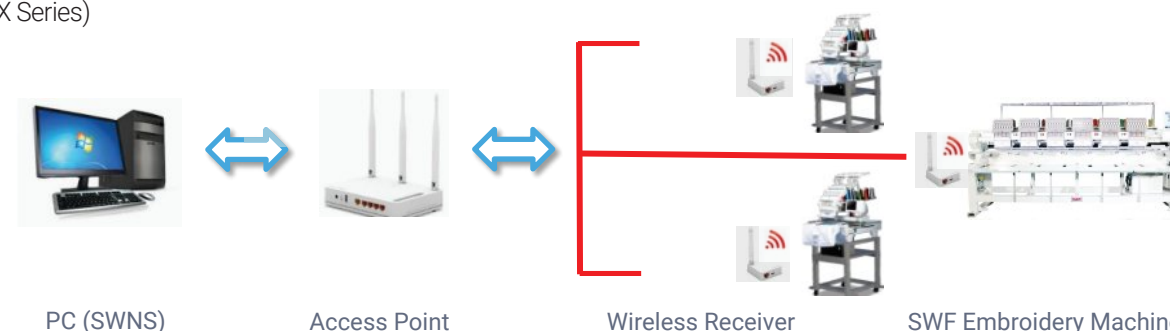
Compared to the old SWF machines, the angle improved from 44 degrees to 54 degrees.

Working on cap embroidery, Big advantageous in that it does not interfere with the cap brim. Implemented of the highest quality machine of cap embroidery.



SWNS

SWF "SWNS" (Sunstar World Networking System) allows you to network your SWF embroidery machines with a Wireless system. Send and download designs to and from your Embroidery machines via WiFi connectivity. Connect up to 200 machines. Reduce machine down time and increase productivity. (Compatible with SWF Embroidery Machines MAS, KE, KS, KX Series)



*The router (Access Point) and Wireless receivers are not included.